

INCH POUND
------------

MIL-DTL-81188C  
 January 18, 2001  
 SUPERSEDING  
 MIL-G-81188B  
 5 December 1979

## DETAILED SPECIFICATION

### GLOVES, FLYER'S SUMMER, TYPE GS/FRP-2

This specification is approved for use by all Departments and Agencies of the Department of Defense.

#### 1. SCOPE

1.1 Scope. This specification covers requirements for one type, two classes, and seven sizes of light weight, unlined, summer, flyer's gloves, fabricated from perspiration resistant leather and simplex knitted, fire resistant, polyamide cloth.

1.2 Classification. The summer, flyer's gloves are furnished in one type and two classes in the following sizes:

Class 1 – Color, Green/gray

Class 2– Color, Tan

#### SIZE

5	6	7	8
9	10	11	

Beneficial comments (recommendations, additions, deletions) and any pertinent data which may be of use in improving this document should be addressed to: Defense Personnel Support Center, Clothing and Textiles Directorate, Attn: DSCP-COCT, Bldg 6-1-D 700 Robbins Avenue, Philadelphia, PA 19111-5096, by using the Standardization Document Improvement Proposal (DD Form 1426) appearing at the end of this document or by letter.
---

AMSC N/A

FSC 8415

DISTRIBUTION STATEMENT A. Approved for public release; distribution is unlimited.

## MIL-DTL-81188C

## 2. APPLICABLE DOCUMENTS

2.1 General. The documents listed in this section are specified in sections 3 and 4 of this specification. This section does not include documents cited in other sections of this specification or recommended for additional information or as examples. While every effort has been made to ensure the completeness of this list, document users are cautioned that they must meet all specified requirements documents cited in sections 3 and 4 of this specification, whether or not they are listed.

2.2 Non-Government publications. The following document(s) form a part of this document to the extent specified herein. Unless otherwise specified, the issues of the documents which are DoD adopted are those listed in the issue of the DODISS cited in the solicitation. Unless otherwise specified, the issues of documents not listed in the DODISS are the issues of the documents cited in the solicitation (see 6.2).

## THE AMERICAN ASSOCIATION OF TEXTILE CHEMISTS AND COLORISTS

AATCC-8	Colorfastness to Crocking
AATCC-61	Colorfastness to Laundering
AATCC-81	pH of the Water-Extract from Bleached Materials

(Applications for copies should be addressed to the AATCC National Headquarters, P.O. Box 12215, Research Triangle Park, NC 27709-2215.)

## AMERICAN SOCIETY FOR TESTING AND MATERIALS

ASTM-D-573	Tension after aging (Webbing)
ASTM-D-1814	Thickness of Leather
ASTM-D-2096	Stability to laundering (Leather)
ASTM-D-2209	Elongation of Leather
ASTM-D-2256	Tensile Properties of Yarns by the Single-Strand Method
ASTM-D-2322	Stability to perspiration
ASTM-D-2594	Tension of Elastic Textiles
ASTM-D-2821	Stiffness (Leather)
ASTM-D-3774	Width (Webbing)
ASTM-D-3776	Weight (Cloth)
ASTM-D-4786	Stitch tear strength (Leather)
ASTM-D-4964	Initial Tension (Webbing)
ASTM-D-6012	Determination of Resistance of Color Leather to Bleeding
ASTM-D-6076	Shrinkage Temperature of Leather
ASTM-D-6413	Flame Resistance of Textiles (Vertical Test)

(Applications for copies should be addressed to American Society For Testing and Materials, 100 Barr Harbor Drive, West Conshohocken, PA 19428.)

## MIL-DTL-81188C

## AMERICAN SOCIETY FOR QUALITY CONTROL

## ASQC Z1.4 Sampling Procedure and Tables for Inspection by Attributes

(Applications for copies should be addressed to American Society for Quality Control, 611 East Wisconsin Ave., Milwaukee WI 53202.)

(Non-Government standards and other publications are normally available from the organizations that prepare or distribute the documents. These documents also may be available in or through libraries or other informational services.)

2.3 Order of precedence. In the event of a conflict between the text of this document and the references cited herein, the text of this document takes precedence. Nothing in this document however, supersedes applicable laws and regulations unless a specific exemption has been obtained.

### 3. REQUIREMENTS

3.1 First article. Unless otherwise specified, the Type GS/FRP-2, summer, flyers's glove furnished under this document shall be a product which has been inspected and has passed the first article inspection specified in 4.2.

3.2 Recycled, recovered, or environmentally preferable materials. Recycled, recovered, or environmentally preferable materials should be used to the maximum extent possible provided that the material meets or exceeds the operational and maintenance requirements, and promotes economically advantageous life cycle costs.

#### 3.3 Materials and components.

3.3.1 Leather. The leather for the palm, finger palm and the components of the shell shall be chrome tanned hair sheepskin treated for perspiration resistance. The color of the leather shall be gray for class 1 and tan for class 2 and shall be struck through from grain to flesh. Slight color variation on the flesh side resulting from buffing or shaving the leather shall be permissible. The minimum wet and dry colorfastness to crocking shall be Munsell value of not less than 8.5 (wet and dry) (see Table II). The thickness shall be not less than 1 1/4 ounces nor more than 2 1/2 ounces at any place in the finished glove in accordance with Table II. Staining value shall not be less than 4 when tested in accordance with Table II. The Stiffness values shall be no greater than 60 degrees when tested in accordance with Table II. The Stitch tear strength shall be no less than 12 pounds tested in accordance with Table II. The Minimum acceptable elongation is 25% when tested in accordance with Table II. The shrinkage should be zero % in temperatures up to 92 degrees centigrade when tested in accordance with Table II. Area stability to perspiration shall be a maximum of 15% (see Table II). Area stability to laundering shall be a maximum of 20% when tested in accordance with Table II. A light application of finish and dye containing only sufficient pigment as to assist in making the color uniform shall be applied to the grain surface. The finish shall not shrink or change the appearance of the natural grain surface, mar the leather, or camouflage any defect.

## MIL-DTL-81188C

### 3.3.2 Basic material

3.3.3 Cloth. The cloth shall be a simplex jersey knitted with a meta-aramid yarn. The simplex jersey shall be knitted on a 24-gauge machine. The cloth shall weigh 9-10 ounces per square yard when tested according to Table II: 36 wales by 28 courses per inch minimum and 20-35 percent stretch length and 60-80 percent stretch width when tested according to Table II. The yarn blend shall consist of 92% meta-aramid fiber, 5% para-aramid, and 3% conductive fiber. The aramid fibers shall have a nominal denier of 1.5-1.7 denier per filament, staple length of 1.5-2.0 inches and shall not char at a temperature less than 675°F when tested according to Table II. The maximum flame time and char length of the cloth in the wale direction shall be 2.0 seconds and 4 inches respectively when tested according to Table II. The finished cloth when charged toward +5000 volts and -5000 volts and reaches a minimum level of +2500 volts and -2500 volts shall dissipate at 90 percent of this charge in less than or equal to 1/2 second. The average wale and course results shall meet these requirements before and after 5 launderings when tested according to Table II.

The color shall be obtained using solution dyed fibers and shall be as specified in the contract or order. The color of the test specimen shall match the standard sample when viewed under filtered tungsten lamps that approximate artificial daylight, and that have a correlated color temperature of 7500K (+) 200K, with illumination of 100 (+) 20 foot candles, and shall be a good match to the standard sample under incandescent lamplight at 2300K (+) 200K. The dyed cloth shall show colorfastness to light and laundering equal to or better than the standard sample when tested according to Table II. The pH value of the water extract of the finished cloth shall be 5.0-8.0 when tested according to Table II.

Certificates of compliance shall be submitted for all requirements and the Government reserves the right to inspect such items to determine the validity of the certification.

3.3.4. Elastic webbing. The elastic webbing shall have a width of 5/16 inches (+ 1/32) or 7/16 inches (+ 1/32) (see Table II) (unbleached, bleached or dyed) having an elastomeric core. The elastomer shall be constructed (woven, braided or knit) with an appropriate yarn and have a minimum weight of 0.16 oz/lin. yd. and have a minimum of 68 yarns per inch.

The initial tension at 50% elongation when using a 10-pound weight shall be a minimum of 0.80 and a maximum of 1.10 (Table II). The tension after accelerated aging (Table II) shall not change more than 20%.

3.3.5. Thread. The thread shall be continuous, multifilament, aramid yarn. The thread shall have a Tex of 40. The thread shall have a breaking strength of 3-pound minimum and elongation of 38 percent maximum using five determinations per sample when tested as noted in accordance with Table II. The thread shall maintain 85% breaking strength after heat aging. For the heat aging 5 samples shall be exposed at a temperature of 500±100 degrees F. for 5 hours (see Table II). The thread shall be dyed to approximate the color of the base cloth. Color fastness shall be consistent with the end item. The thread may have a soft finish of a nonstaining, non-flame propagating nature to facilitate sewing. No finish shall be applied for the purpose of increasing break strength.

## MIL-DTL-81188C

3.4 Design and construction. The back of the glove and thumb, including the base of the thumb and a portion of the gauntlet and the four finger seamless fourchette shall be fabricated from the high temperature resistant, polyamide, simplex knitted cloth for protection from fire. The palm and the front of the gauntlet, thumb, and fingers of the glove shall be fabricated from one piece of the leather. The gauntlet of the glove shall contain an elastic webbing takeup. The gloves shall be constructed in accordance with figures 1 through 4. No cut edges, except where specified for the leather, shall be visible on the exterior of the glove. The patterns, for the gloves, shall be furnished by the government.

3.4.1 Seams and stitching. All the seams used in the fabrication of the gloves shall conform to figures 1 through 4. Unless otherwise specified, the tolerances of the seams shall be plus 1/16, minus 0, inch. All stitch and seam types shall contain 9 to 12 stitches per inch.

3.4.2 Attaching of the elastic webbing. The elastic webbing shall be centered and attached across the seam, on the inside of the glove, in accordance with figures 1 and 3, section C-C. The webbing shall be attached in its full stretched length so that the shirrings on the outside, where the webbing is attached, shall be evenly spaced and the full amount of the stretch in the webbing shall be utilized.

3.4.3 Leather stretching. The trunks shall be cut so that the stretch is in the width of the assembled glove. The leather shall be dampened and the stretch pulled out firmly, in the length, before cutting the leather sections. All the hard parts of the leather which do not stretch adequately shall not be cut into the gloves. The leather parts that stretch lengthwise shall not be used

3.4.4 Dimensions. The dimensions, for the various glove sizes shall conform to Table I. The variation in the length or width, between the left and right glove, in any pair, shall not exceed  $\pm 1/4$  inch.

TABLE I. Glove Dimensions in Inches

SIZES								
	5	6	7	8	9	10	11	
Location								Tolerance
A	12-1/4	12-1/2	12-3/4	12-7/8	13-1/8	13-3/8	13-1/2	$\pm 3/4$
B	2-3/4	2-3/16	3	3-1/16	3-1/8	3-3/16	3-1/4	$\pm 1/8$
C	3-7/16	3-1/2	3-9/16	3-5/8	3-11/16	3-3/4	3-13/16	$\pm 1/8$
D	2-13/16	2-7/8	3-1/16	3-1/8	3-3/16	3-1/4	3-5/16	$\pm 1/8$
E	2-1/4	2-5/16	2-7/16	2-1/2	2-9/16	2-5/8	2-11/16	$\pm 1/8$
F	3	3-1/16	3-1/8	3-3/16	3-1/4	3-5/16	3-3/8	$\pm 1/8$
G	3-5/8	3-3/4	3-7/8	4	4-1/8	4-1/4	4-3/8	$\pm 3/16$
Stretch	3/4	3/4	3/4	3/4	3/4	3/4	3/4	min.

NOTE: See Figure 5 for location.

## MIL-DTL-81188C

3.4.5 Figures. The figures are furnished for information purposes only. When inconsistencies exist between the written specification and the figures, the written specification shall govern.

3.5 Label/tag. Each item shall be individually bar-coded with a tag for personal clothing items. The tags shall be attached to each item, and shall be clearly legible and readable by a scanner. The bar coding element shall be a 13 digit national stock number (NSN). The barcode type shall be a medium to high code density and shall be located so that it is completely visible on the item when it is folded and/or packaged as specified.

3.5.1 Instructions. A lightweight, white, paper, instruction label with legible and durable black characters shall be inserted into each right hand glove in such a manner as to prevent loss when being handled or packaged. The size of the paper label shall be approximately 2-1/2 by 5 inches. The label shall contain the following information:

WASHING INSTRUCTIONS- GLOVES, FLYER'S SUMMER, GS/FRP-2

1. The gloves may be washed with mild soap in water not over 120<sup>0</sup>F in temperature.
2. Rinse thoroughly, then stretch into shape.
3. Drip dry or wrap in a towel. Do not wring or twist dry. Do not expose to hot air or full sunlight.

3.6 Patterns. The Government shall furnish a complete set of patterns or a master pattern with grade rules, to maintain uniformity and consistency in manufacturing. The government patterns shall be used to create the contractor's working patterns. Minor modifications are permitted to accommodate manufacturing procedures, however, the design and finished measurements must be maintained.

3.7 Workmanship. The finished gloves shall conform to the quality of the product established by this document. (See 4.4.1.1)

#### 4. VERIFICATION

4.1 Classification of inspections. The inspection requirements specified herein are classified as follows:

- a. First article inspection (see 4.2)
- b. Qualification inspection (see 4.3)

4.2 First article inspection. First article inspection shall be performed on the gloves when a first article is required (see 3.1). This inspection shall include the test methods in 4.4 and the examination specified in 4.5.

4.3 Qualification inspection. In accordance with 4.1, conformance inspection shall be in accordance with 4.5. Where certificates of compliance are submitted, the government reserves the right to check test such items to determine the validity of the certification.

4.4 Test methods. The finished basic material shall be tested for the characteristics listed in Table II.

## MIL-DTL-81188C

TABLE II. End item tests

<u>Characteristics</u>	<u>Requirement</u> <u>LEATHER</u>	<u>Test Method</u>
Colorfastness to Crocking	3.3.1	AATCC-8
Thickness of leather	3.3.1	ASTM-D-1814
Staining	3.3.1	ASTM-D-6012
Stiffness	3.3.1	ASTM-D-2821
Stitch Tear Strength	3.3.1	ASTM-D-4705
Elongation	3.3.1	ASTM-D-2209
Shrinkage	3.3.1	ASTM-D-6076
Stability to perspiration	3.3.1	ASTM-D-2322
Stability to laundering	3.3.1	ASTM-D-2096
	<u>CLOTH</u>	
Weight	3.3.3	ASTM-D-3776 option C
Char length	3.3.3	ASTM-D-6413
Colorfastness to light	3.3.3	AATCC-16, Test 3A (after 6 hours)
Colorfastness to laundering	3.3.3	AATCC-61, Test 3A
pH	3.3.3	AATCC 81
Tension of Elastic Textiles	3.3.3	ASTM-D-2594
	<u>WEBBING</u>	
Width	3.3.4	ASTM-D-3774
Initial tension	3.3.4	ASTM-D-4964
Tension after aging	3.3.4	ASTM-D-573

## MIL-DTL-81188C

TABLE II. End item tests – (cont'd)

<u>Characteristics</u>	<u>Requirement</u>	<u>Test Method</u>
	<u>THREAD</u>	
Breaking Strength	3.3.5	ASTM-D-2256
Colorfastness to laundering	3.3.5	AATCC 61 (after 3 launderings)
Elongation	3.3.5	ASTM-D-2256
Break Strength after heat aging	3.3.5	ASTM-D-2256

4.5 Conformance inspection. Sampling for inspection shall be performed in accordance with ASQC Z1.4, except where otherwise indicated. When First article is waived all test in 4.3 apply.

4.5.1.1 Visual examination. The glove shall be examined for the defects listed in accordance with Table III.

Table III. Classification of End Item Visual Defects

Examine	Defect	Classification	
		Major	Minor
GENERAL	Any hole, other than needle hole scissors or knife cut, tear, mend, or burn	101	
	Any weakening defect such as a smash, multiple float, loose slub, needle chew, or abraded area <u>1</u> / Needle holes:	102	
	Five to 10		201
	More than 10	103	
	Color of any component not as specified, not uniform, any outside part shaded, or contains any shade bar <u>1</u> / Two or more thread ends not trimmed or two or more thread scraps not removed from the glove	104	
	Any spot or stain <u>1</u> / Any portion of the leather or cloth stiffened or scorched by any process of manufacturing	105 106	
	Two or more ragged edges on the outside of the glove		202
			203



## MIL-DTL-81188C

Table III. Classification of End Item Visual Defects- cont'd

Examine	Defect	Classification	
		Major	Minor
LEATHER	Grain missing <u>1/</u>	107	
	Wrinkles, loose, spongy, or boardy leather <u>1/</u>	108	
	Not soft and pliable <u>1/</u>	109	
	Grain cracked, peeled, or abraded <u>1/</u>	110	
	Cut, scar, scratch, brittle area, bony area, or thin spot <u>1/</u>	111	
	Any other grain damage or surface imperfection	112	
KNIT CLOTH	Any run, dropped stitch, snag, pull or slubby yarn <u>1/ 2/</u>	113	
	Lacking elasticity, too tight or loose <u>1/</u>	114	
	Wales not in length direction	115	
COMPONENTS AND ASSEMBLY	Any component not as specified or any defect of assembly, not herein classified <u>1/</u>	116	
	Any component, component part, or required operation omitted, or any operation improperly performed, not herein classified <u>1/</u>	117	
	Grain surface of the leather or face of the cloth not on the outer surface of the glove	118	
SEAMS AND STITCHING	Accuracy of seaming		
	Any seam, hem, or attachment of any component twisted, puckered, pleated, or caught in any unrelated operation or stitching	119	
	Any seam allowance not as specified <u>1/</u>	120	
	Gage of Stitching <u>3/</u>		
Any stitching irregular, uneven or not gaged as specified, or not uniform <u>1/</u>	121		

## MIL-DTL-81188C

Table III Classification of End Item Visual Defects – cont'd

Examine	Defect	Classification	
		Major	Minor
SEAMS AND STITCHING	Distance between the two rows of stitching attaching the thumb and gauntlet continuation of the thumb less than 1/32 inch or more than 5/32 inch	122	
	Any open seam <u>4/</u> Seam and stitch type	123	
	Not specified seam or stitch <u>1/</u>	124	
	Any looper thread on the outside of any glove seam, when stitch Type 401 is used	125	
	Stitch tension		
	Any loose stitching <u>1/ 5/</u>	126	
	Any tight stitching, resulting in breaking of the stitches, when normal pull is applied <u>6/</u>	127	
	Stitches per inch <u>7/</u>		
	Stitches more or less than specified		
	Two stitches		204
More than two stitches	128		
PAIRING	Not right and left glove of the same size or wide variation in appearance	129	
	Not tacked or joined together as specified		205
MARKINGS	Any missing, or size incorrect, incomplete, or illegible	130	
	Other than the size information, incorrect, incomplete, or illegible		206
	Improperly located or any strike-through <u>1/</u>	131	

1/ The defect shall be classified as major, when it seriously affects the serviceability or appearance, otherwise it shall be classified as a minor defect.

2/ One or two single pick runs on the innerside of a glove shall not be classified.

3/ The gage of stitching defect shall be classified only, when the condition exists on the major portion of the seam.

MIL-DTL-81188C

4/ A seam shall be classified as open, when one or more stitches joining a seam are broken or when two or more continuous skipped stitches or run-offs occur. On double stitched seams, a seam shall be classified as open, when either one or both sides of the seam contain any of the aforementioned for a single stitched seam.

5/ A seam shall be classified as loose, when the top and bobbin threads are on the same surface.

6/ Puckering is evidence of tight tension or gathering of the material. When puckering is evident and is not caused by the gathering of the material, the stitching shall be inspected for tight tension and breaking of stitches by exerting normal pull in the lengthwise direction of the stitching, by pulling the material taut to straighten out the seam. Puckering due to the gathering of the material shall be classified as an accuracy of seaming defect.

7/ The stitches per inch defect shall be classified only, when the condition exists on the major portion of the seam.

## 5. PACKAGING

5.1 Packaging. For acquisition purposes, the packaging requirements shall be as specified in the contract or order (see 6.2). When actual packaging of materiel is to be performed by DoD personnel, these personnel need to contact the responsible packaging activity to ascertain requisite packaging requirements. Packaging requirements are maintained by the Inventory Control Point's packaging activity within the Military Department or Defense Agency, or within the Military Department's System Command. Packaging data retrieval is available from the managing Military Department's or Defense Agency's automated packaging files, CD-ROM products, or by contacting the responsible packaging activity.

## 6. NOTES

(This section contains information of a general or explanatory nature that may be helpful, but is not mandatory.)

6.1 Intended use. The gloves covered by this specification are intended to be worn by flying personnel in the warm temperate zones. The gloves are also intended to protect the back of the hands in the event of fire in the cockpit of the aircraft. This item is military unique because it requires specific cloth, fiber and machinery in order to be produced.

MIL-DTL-81188C

6.2 Acquisition requirements. Acquisition documents should specify the following:

- a. Title, number and date of this specification.
- b. Issue of DODISS to be cited in the solicitation and, if required, the specific issue of individual documents referenced (see 2.2.1 and 2.3).
- c. Sizes and classes required (see 1.2.).
- d. When first article inspection is required, (see 3.1) the item will be tested and should be a first article sample. The contracting officer should include specific instructions in acquisition documents regarding arrangement for examinations, quantity, and testing and approval.
- e. Packaging requirements (see 5.1).

6.3 Acceptance criteria. Acceptance criteria will be as specified in the contract or purchase order.

6.4 Subject term (Key Word) listing

Leather  
Elastic Webbing  
Thread  
Cloth

6.5 Changes from previous issue. Marginal notations are not used in this revision to identify changes with respect to the previous issue due to the extent of the changes.

MILITARY INTERESTS:

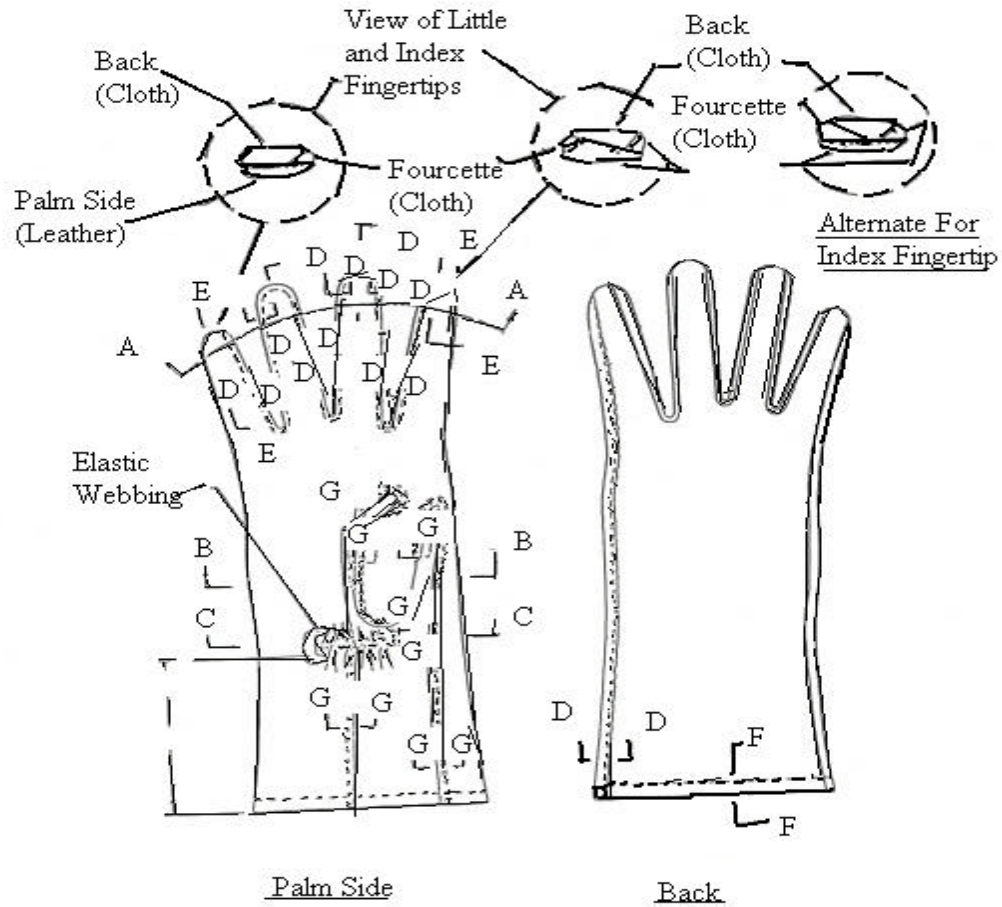
Custodians  
Army - GL  
Navy - AS  
Air Force - 99

Review activities  
Army – AV, MD  
Air Force 11, 82  
Navy – CG, MC, NU

PREPARING ACTIVITY

DLA - CT  
Project No. 8415-0153

MIL-DTL-81188C



Dimensions in inches unless otherwise specified. Tolerances on dimensions 1 shall be as follows:

Dimensions	Tolerances
0 to 1/1 inclusive	$\pm 1/32$
Over 1/1 to 1 inclusive	$\pm 1/16$

- For Section A-A, See Figure 2
- For Sections B-B and C-C, See Figure 3
- For Sections D-D, E-E, and F-F, See Figure 4

Figure 1. Glove

MIL-DTL-81188C

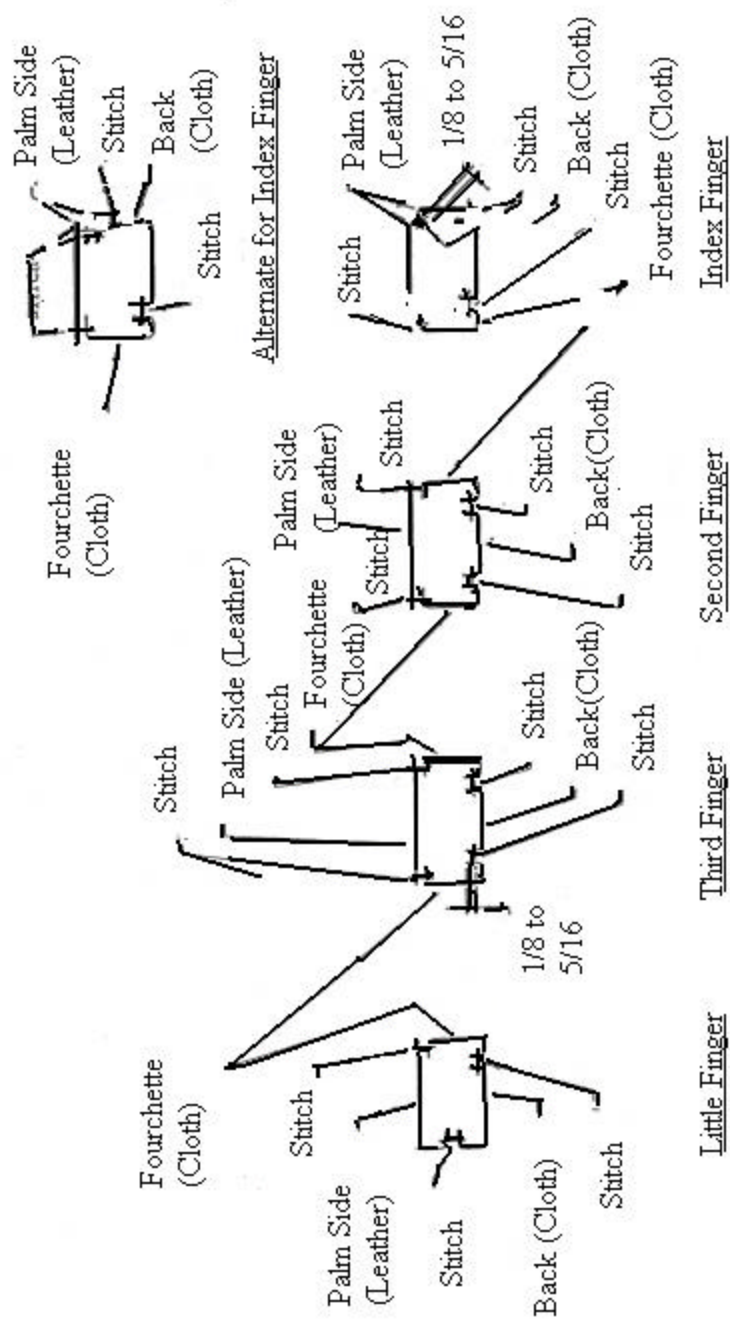
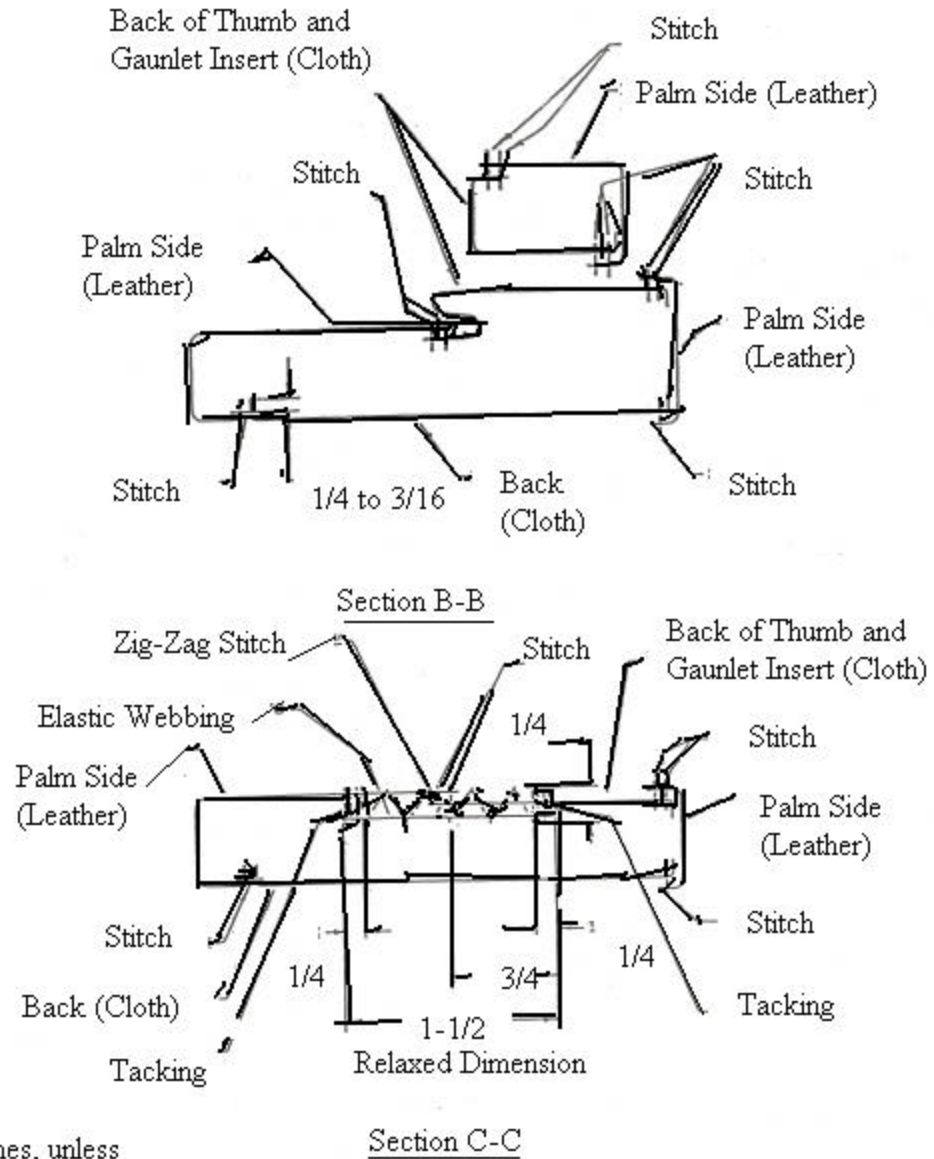


Figure 2. Finger Sections

Section A-A

Dimension in inches, unless otherwise specified. Tolerances shall be as specified in Figure 1.

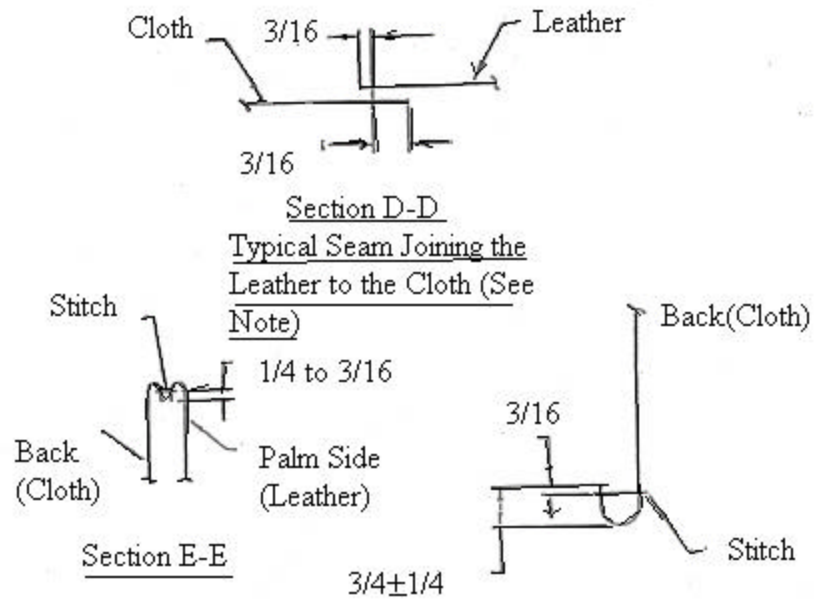
MIL-DTL-81188C



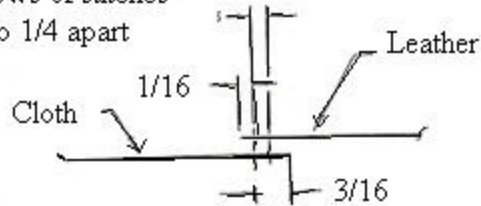
Dimension in inches, unless otherwise specified, tolerances shall be as specified in Figure 1.

Figure 3. Glove Sections

MIL-DTL-81188C



These 2 rows of stitches  
 are 1/16 to 1/4 apart



Note: For Reference,  
 the overlap of the leather  
 and the cloth shall be  
 1/4 inch.

Dimensions in Inches  
 Unless Otherwise  
 Indicated. Tolerances  
 shall be as Specified in  
 Figure 1.

Figure 4. Glove Sections



MIL-DTL-81188C

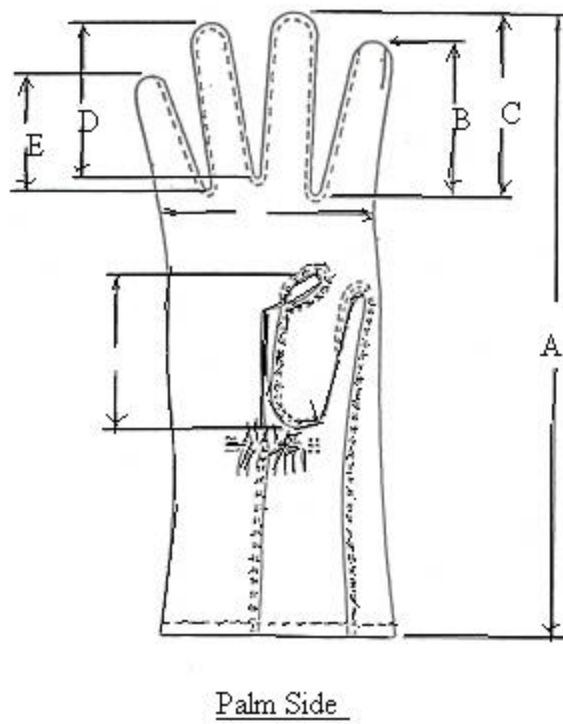


Figure 5. Location of the Glove Dimensions

MIL-DTL-81188C

## STANDARDIZATION DOCUMENT IMPROVEMENT PROPOSAL

### INSTRUCTIONS

1. The preparing activity must complete blocks 1, 2, 3, and 8. In block 1, both the document number and revision letter should be given.
2. The submitter of this form must complete blocks 4, 5, 6, and 7 and send to preparing activity.
3. The preparing activity must provide a reply within 30 days from receipt of the form.

NOTE: This form may not be used to request copies of documents, nor to request waivers, or clarification of requirements on current contracts. Comments submitted on this form do not constitute or imply authorization to waive any portion of the referenced document(s) or to amend contractual requirements.

<b>I RECOMMEND A CHANGE:</b>	<b>1. DOCUMENT NUMBER</b> MIL-DTL-81188C	<b>2. DOCUMENT DATE (YYYYMMDD)</b> 2001/01/18
<b>3. DOCUMENT TITLE</b> GLOVES, FLYER'S SUMMMER, TYPE GS/FRP-2		
<b>4. NATURE OF CHANGE</b> <i>(Identify paragraph number and include proposed rewrite, if possible. Attach extra sheets as needed.)</i>		
<b>5. REASON FOR RECOMMENDATION</b>		
<b>6. SUBMITTER</b>		
<b>a. NAME</b> <i>(Last, First, Middle Initial)</i> .	<b>b. ORGANIZATION</b> DSCP-COCT	
<b>c. ADDRESS</b> <i>(Include Zip Code)</i>	<b>d. TELEPHONE</b> <i>(Include Area Code)</i> (1) Commercial  (2) DSN <i>(If applicable)</i>	<b>7. DATE SUBMITTED</b> <i>(YYYYMMDD)</i>
<b>8. PREPARING ACTIVITY</b>		
<b>a. NAME</b> DEFENSE SUPPLY CENTER PHILADELPHIA DSCP-COCT BLDG 6-1-D	<b>b. TELEPHONE</b> <i>(Include Area Code)</i> (1) Commercial (2) DSN  (215) 737-8035 444-8035	
<b>c. ADDRESS</b> <i>(Include Zip Code)</i> 700 Robbins Ave (Bldg 6, C&T) PHILADELPHIA, PA 19111-5092	<b>IF YOU DO NOT RECEIVE A REPLY WITHIN 45 DAYS, CONTACT:</b> Defense Standardization Program Office (DLSC-LM) 8725 John J. Kingman Road, Suite 2533 Fort Belvoir, Virginia 22060-6221 Telephone (703) 767-6888 DSN 427-6888	

DD Form 1426, FEB 1999 (EG)  
Feb 99

PREVIOUS EDITION IS OBSOLETE

WHS/DIOR,